




# RW24

up to 20.000 plants/hour - TRANSPLANTER



## MACHINE DESCRIPTION

The wireless transplanter RW24 with continuous planting using **up to 26 fingers** for transplanting on a max working width to 1500 mm.

First machine on the market with singularly motorized fingers without cables, to ensure less maintenance, and more flexibility with every kind of trays on the market.

TECHNICAL DATA	M.U.	RW24
FINGER PRODUCTION	cycle/hour	800
TRAYS WIDTH (max)	mm	600
WEIGHT	kg	750
INSTALLED POWER	kW	2,5
AIR CONSUMPTION (max)	l/min	80

## TECHNICAL SPECIFICATIONS

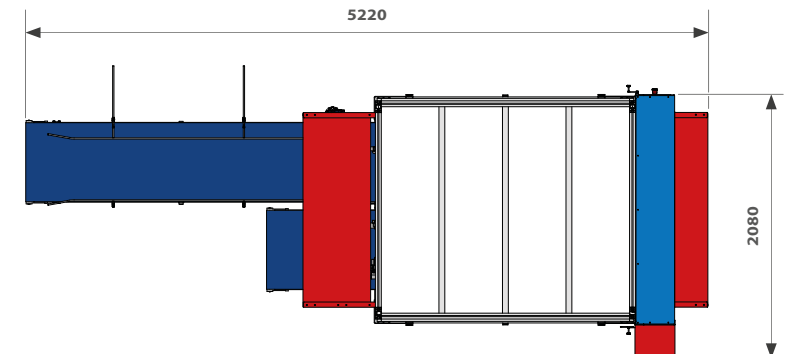
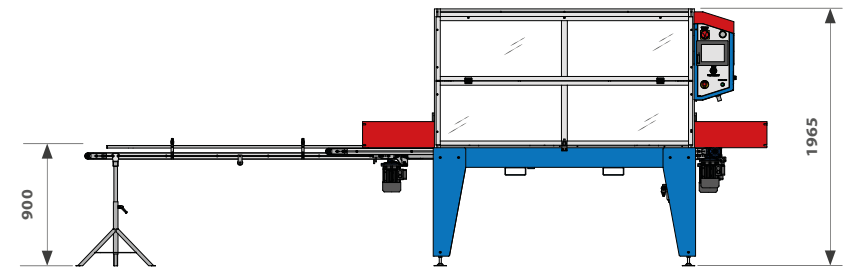
- Singulary motorized wireless finger.
- Electric panel, programming and autodiagnostic with 8,4" colour touch-screen.
- Possibility of different multiple destination programs.
- Possibility of side source to avoid the leafage damage.
- Finger easy to remove, with minimum interaxis of 31 mm.
- Single command opening/closing of needles.
- Accumulation belt for destination trays.

## DETAILS

page 74

## ACCESSORIES

page 75






# DETAILS

## TRANSPLANTER

Thanks to the **modularity of the design**, our transplanters share **common parts**.  
The following pictures show **some of the most significant details** they share.



**Fingers removable** by hand without using any tool.

### INCLUDED ON:

ALL TRANSPLANTER



**Pot positioning** on the belt with cylinders (diameter pots from 9 to 20 cm).

### INCLUDED ON:

RW8POTS



Multicolour function: enables to program the **transplanting of different varieties** in the same tray.

### INCLUDED ON:

RW64, RW32



**The exclusive flat profile** of the needles and the closing system **allow an excellent grip** of the plug even with weak-rooted plants.

### INCLUDED ON:

ALL TRANSPLANTER

## PROGRAMMING

Examples of programming on the board with a colour touch-screen system and an innovative graphic software for the operator easy to use.




**Main menu** to enter into different functions.



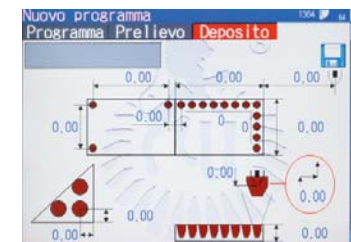
**State of the machine** with selected program number.



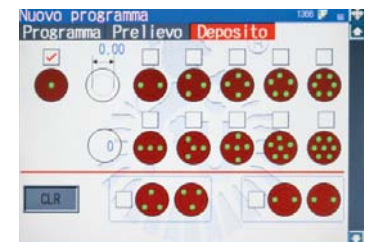
**Program function** with option of plug and destination.



**Plug tray dimension.**



**Destination tray dimension.**



**Number of plugs** each pot with or without the central plug and rotation.

### INCLUDED ON:

ALL TRANSPLANTER



These are **some of the accessories** available for our **transplanters**.  
Our **engineering dept.** is at your disposal **to suggest the best solutions** for your needs.

# ACCESSORIES

## TRANSPLANTER



Tray block from top in plug axis for thermoformed trays.

**AVAILABLE ON:**

ALL TRANSPLANTER



The **fingers with the open star** are suggested to transplant the forest varieties.

**AVAILABLE ON:**

ALL TRANSPLANTER



**Final roller belts** available in different lengths; **tray holders** and limit switch on request.

**AVAILABLE ON:**

ALL TRANSPLANTER



With the **3 axis transplanting selection**, the machine can be set with two destination areas: **one for trays and the other one for pots.**

**AVAILABLE ON:**

ALL TRANSPLANTER

Plug tray denester with **young plants.**



**AVAILABLE ON:**

ALL TRANSPLANTER

The SUB-IRRIGATION machine is mainly recommended when a uniform watering is needed or when the watering from above is not enough.

It can be integrated to a seeding/transplanting line or used as independent machine.

The sub-irrigation guarantees humidity to the plant's clod and the option to water also the leaves (selecting the drilled bars).

# SUB-IRRIGATION



URBINATI